




Redux Phone Dryer Operation


 **For Use with: Phone and Tablet Dryer ( Bluetooth App-Connected Dryer) and Phone Dryer ( Push-Button)**

How to Use the Redux Dryers:


 Plug in using official Redux/CUI Inc power adapter (for both dryers). Let it warm up for 1–2 minutes.


 Towel off device. Open lid and place device screen-down.


 Place phone/tablet/earbud face-down in chamber. Connect charging cable (if available).

 Phone and Tablet Dryers - (Bluetooth App-Connected) Open Redux App on store tablet. Tap the machine ID to connect (Bluetooth light turns solid).

 Enter basic customer & device info > Tap "Start Drying."

 Phone Only Dryers - (Push-Button Dryer) Close lid and hold start button for 1 second.


 Treatment completes in 10–45 minutes (up to 45 min for app-connected). Light or app indicates completion.

 If a device doesn't immediately power on, plug into a factory charger for 30 minutes and attempt soft resets.

Troubleshooting (Quick):

-  No power: Use Redux/CUI power supply, check LED, plug directly.

Use only a "Redux" or "CUI Inc / CUI Japan" power supply - Ensure green LED is on the power brick - Plug directly into a wall outlet (avoid surge protectors).

-  Phone and tablet dryer (app-connected) issues: Close app, unplug 2 min, replug, reconnect.

Close app on all tablets - Unplug Redux for 2+ mins - Replug and open app on ONE tablet - If "Unavailable" machine shows, swipe left > Delete > Restart steps

- **!** Vacuum fail: Remove case, keep cables clear, clean gasket, reseal seal.

Remove phone cases - Ensure device/cables do not touch chamber walls or lid - Clean and fully dry rubber gasket - Reseat gasket evenly - Remove and discard space saver blocks if present.

- **⦿** Phone dryer (push-button) failure to start drying: Reconnect to Demo Wi-Fi, reset via app.

Reconnect to Demo Wi-Fi - Initiate drying from Redux app to reset 150 offline limit.

Support: [Redux.com/pages/support](https://redux.com/pages/support) | Support@Redux.com